


Where to Stay in Aguas Calientes Peru: Match Your Hotel to Your Machu Picchu Plan

Updated Apr 19, 2026 40 min read 21 views Author: Isabella



Planning Your Stay in Machu Picchu's Gateway Town

Imagine stepping off a scenic train ride through the Andes, surrounded by towering green mountains and the rushing sounds of the Urubamba River. You've arrived in Aguas Calientes Peru, the only town at the base of one of the world's most iconic archaeological sites. Every visitor to Machu Picchu passes through this small mountain village, and most spend at least one night here. But here's what many travelers don't realize until it's too late: where you stay in Aguas Calientes can make or break your entire Machu Picchu experience.

Whether you're chasing sunrise views at the citadel, recovering from an epic trek, or simply soaking in the natural hot springs that gave this town its name, your accommodation choice sets the stage for everything that follows. This guide will help you understand the town's unique layout and



why staying in Aguas Calientes requires more strategic thinking than booking a typical hotel.

Why Your Aguas Calientes Accommodation Choice Matters

Unlike most tourist destinations, Peru Aguas Calientes operates as a mandatory gateway. There are no roads into town—you must arrive by train or on foot. This isolation means the town functions as a self-contained base camp for Machu Picchu visitors, and your hotel's location directly affects your daily logistics.

Consider this scenario: you've booked a morning entry ticket to Machu Picchu, which means catching one of the first buses departing around 5:30 AM. If your hotel sits a 15-minute uphill climb from the bus stop, you'll need to wake even earlier, navigate poorly lit streets, and arrive already tired before your big day begins. Alternatively, staying steps from the departure point lets you maximize sleep and start your adventure fresh.

Your accommodation also shapes your evening experience. After hours of exploring ancient ruins and climbing steep stone steps, you'll want easy access to restaurants, the famous thermal baths, or simply a comfortable bed. The right location means the difference between a relaxing evening and an exhausting trudge through town.

Beyond logistics, where you stay influences what to do in Aguas Calientes Peru during your downtime. Properties near the river offer peaceful atmospheres for unwinding, while those closer to the main plaza put you in the heart of the action—surrounded by artisan markets, restaurants, and nightlife.

Understanding Aguas Calientes Geography and Layout

The good news? [Aguas Calientes is compact and almost entirely pedestrian-only](#), making it easy to navigate once you understand its basic structure. The town sits at approximately 2,040 meters (6,692 feet) above sea level, perched on the banks of the Urubamba River with sheer cliffs rising on the opposite side.


Picture the town as a narrow valley bisected by a creek flowing down from the jungle into the main river. Several small bridges cross this creek, creating natural reference points as you explore. The train station anchors one end of town, opening directly into a warren of market stalls selling handicrafts and souvenirs. From there, the main streets extend uphill toward the thermal baths that give Agua Calientes Peru its name.

Key landmarks to orient yourself include:

- **Train Station:** Your arrival and departure point, surrounded by the artisan market
- **Main Plaza (Plaza Manco Capac):** The town's central gathering spot, home to the Ministry of Culture office where last-minute Machu Picchu tickets can sometimes be purchased
- **Machu Picchu Bus Stop:** Located on Avenida Hermanos Ayar, near the Puente Ruinas bridge—this is where you'll catch buses up to the citadel
- **Hot Springs:** Situated at the upper end of town, about a 10-15 minute walk from the main plaza
- **Urubamba River:** Running along the town's edge, with several hotels offering riverside locations

Weather plays a significant role in your stay. The climate remains warm and humid year-round, with temperatures typically ranging between 16°C and 20°C (60-68°F). However, the rainy season from November to April brings frequent afternoon showers, while the dry season from May to October offers clearer skies but larger crowds. Regardless of when you visit, pack layers and rain gear—mountain weather changes quickly.

The town's unique character blends tourism infrastructure with authentic Andean culture. You'll find 37 granite stone sculptures scattered throughout the streets, carved by local artists to represent Inca mythology. These unexpected art pieces transform simple walks into cultural discoveries, adding depth to your stay beyond the main attraction waiting on the mountaintop above.



Aguas Calientes Neighborhoods: Where to Base Yourself

Now that you understand the town's basic layout, let's dive into the four distinct zones where you'll find hotels in Aguas Calientes Peru. Each neighborhood offers a different experience, and choosing the right one depends on your priorities—whether that's convenience, tranquility, views, or relaxation. Think of it this way: in a town you can walk across in 15 minutes, micro-location still matters more than you'd expect.

Riverside Zone: Scenic Views and Tranquility

Imagine waking up to the sound of rushing water and opening your curtains to reveal lush green mountains reflected in the Urubamba River. Hotels in Aguas Calientes along the riverside offer exactly this experience—a peaceful retreat from the busier central streets.

Properties in this zone sit along the Urubamba (also called the Vilcanota), giving you greenery, balconies, and that soothing white-noise rush of water. The calmer vibe appeals to couples and light sleepers who prefer natural sounds over street chatter. You'll also find a more authentic local feel here, with fewer souvenir shops and more residential character.

Pros

- Peaceful atmosphere with scenic mountain and river views
- River sounds mask street noise effectively
- Generally quieter nights for better pre-dawn rest
- More authentic neighborhood feel away from tourist crowds

Cons

- Typically 10-15 minute walk to the train station
- Constant ambient white noise from the river (some find this soothing, others distracting)
- Higher humidity levels in rooms closer to the water
- Slightly longer walk to the Machu Picchu bus queue

Train Station Area: Maximum Convenience

When you step off the train after a scenic journey through the Sacred Valley, wouldn't it be nice to reach your hotel in under two minutes? Aguas Calientes hotels near the station on [Avenida Hermanos Ayar](#) deliver exactly that convenience.

This zone puts you steps from the platforms, riverfront restaurants, and the Consettur bus queue for Machu Picchu. It's ideal for one-night trips

with early entries or tight train connections. You'll have immediate access to tour desks, cafes for pre-dawn coffee, and the main plaza where you can explore what to see in Aguas Calientes during your limited downtime.

Pros

- Zero hassle on arrival and departure—walk straight to your room
- Easiest access to the bus stop (just 5-10 minutes on foot)
- Surrounded by restaurants and shops for evening exploration
- Proximity to main plaza and Ministry of Culture office

Cons

- Train horns, rolling suitcases on cobblestones, and late-night chatter create noise
- More tourist-focused atmosphere with less local character
- Premium pricing due to prime location
- Request interior or courtyard rooms if you're noise-sensitive

Hillside Locations: Views and Exercise

Want to wake up to panoramic views of the cloud forest and surrounding peaks? Hillside aguas calientes accommodation delivers stunning vistas—but there's a trade-off. These properties require climbing steep stairs or inclines to reach your room.

For travelers in good physical condition without mobility concerns, the elevated position offers a quieter setting away from the bustle below. You'll enjoy better ventilation, less humidity, and often more spacious properties. However, if you're arriving with heavy luggage or have knee issues, think carefully before booking uphill.

Pros

- Panoramic mountain and valley views
- Quieter setting above the main streets
- Better air circulation and less humidity
- Often more spacious rooms and outdoor terraces

Cons

- Steep climbs required—challenging with heavy bags or mobility issues
- Longer walk to bus stop and train station
- Early morning departures mean navigating stairs in the dark
- Most properties lack elevators

Hot Springs District: Relaxation Focus

The thermal baths that gave Aguas Calientes Cusco Peru its name sit at the upper end of town, and the surrounding neighborhood caters to travelers prioritizing post-hike recovery. A short uphill stroll from the center puts you near the public baths and the forested edge of town.

This area mixes budget hostels with comfortable mid-range aguas calientes hotels, creating options for various budgets. If you're planning a two-night stay or want an evening soak after exploring Machu Picchu, this zone makes perfect sense. The calmer nights and proximity to relaxation amenities offset the slightly longer walk to morning bus queues.

Pros

- Quick access to thermal baths for post-hike recovery
- Calmer nights away from station bustle
- Mix of budget and mid-range options
- Still an easy walk to everything in town

Cons

- Short uphill return at bedtime
- Need to start earlier to join morning bus queues
- Fewer restaurant options immediately nearby
- 10-15 minute walk to train station

Walking Times Comparison Chart

Understanding how each zone connects to key points helps you make a smarter choice. Here's a quick reference showing approximate walking times from each neighborhood:

| ZONE | TRAIN STATION | MACHU PICCHU BUS STOP | HOT SPRINGS | MAIN MARKET/PLAZA |
|-----------------------------|---------------|-----------------------|---------------|-------------------|
| Train Station Area | 1-2 minutes | 5-10 minutes | 10-15 minutes | 2-5 minutes |
| Riverside Zone | 10-15 minutes | 8-12 minutes | 12-18 minutes | 8-12 minutes |
| Hillside Locations | 10-15 minutes | 10-15 minutes | 5-10 minutes | 8-12 minutes |
| Hot Springs District | 10-15 minutes | 12-15 minutes | 2-5 minutes | 8-10 minutes |

Don't overthink distances—Aguas Calientes is compact, but micro-location matters for sleep quality, especially during high season weekends when the station area gets lively.

Remember, the bus station on Avenida Hermanos Ayar near Puente Ruinas is your critical morning destination. Buses depart every 5-10 minutes starting around 5:30 AM, and the ride takes approximately 25-30 minutes up the switchback roads. Choosing aguas calientes accommodation within 5-10 minutes of this stop saves precious sleep time on your big day.

With these neighborhood characteristics in mind, the next step is understanding what different budget levels actually get you in this unique mountain town.

Budget Tiers and What Your Money Gets You

So you've picked your ideal neighborhood—but how much should you actually spend on an aguas calientes hotel? This mountain town offers everything from bare-bones hostels to five-star retreats, and the price differences reflect more than just thread counts. Understanding what each budget tier includes (and what it doesn't) helps you avoid unpleasant surprises and find the best hotels in Aguas Calientes Peru for your specific needs.

Here's the reality: accommodation costs in this gateway town run higher than comparable options in Cusco or other Peruvian destinations. The town's isolation—accessible only by train or foot—means everything from building materials to breakfast ingredients arrives via rail, driving up operating costs. With that context, let's break down what your money actually buys at each price point.

Budget Accommodations: What to Expect Under \$40

Traveling on a tight budget? You'll find plenty of options in the [\\$30-\\$70 per night range](#) that keep more cash in your pocket for experiences. An aguas calientes hostel or basic guesthouse delivers a clean place to sleep without the frills—perfect if you're spending most of your time exploring Machu Picchu anyway.

Budget properties cluster throughout town, with many options near the hot springs district and along quieter side streets. You'll typically find small rooms, simple furnishings, and a communal vibe that's great for meeting fellow travelers heading to the citadel at dawn.

☰ Table of Contents

Planning Your Stay in Machu Picchu's Gateway Town

Aguas Calientes Neighborhoods: Where to Base Yourself

Budget Tiers and What Your Money Gets You

Best Places to Stay in Aguas

What's Usually Included

- Basic breakfast (bread, jam, coffee, sometimes eggs)
- WiFi in common areas (signal strength varies)
- Luggage storage for post-checkout Machu Picchu visits
- Shared social spaces and sometimes a bar
- Basic towels and bedding

What's Typically Not Included

- Reliable hot water—ask about water heater schedules before booking
- Elevators (most budget hotels lack them—pack light if mobility is a concern)
- English-speaking staff around the clock
- In-room WiFi or strong connectivity
- Soundproofing from train noise or street sounds
- Dehumidifiers or climate control

Pro tip: Request an interior or courtyard-facing room to reduce both river and rail noise. Bring soft foam earplugs regardless—they're essential for early bedtimes in this bustling town.

When booking budget hoteles aguas calientes peru, third-party platforms like Booking.com often offer the best visibility into recent reviews and real photos. Deposits typically range from 30-50% upfront, with the balance due on arrival. Cancellation policies vary widely, so read the fine print—some budget properties enforce strict no-refund policies, especially during peak season from June through August.

Mid-Range Hotels: The Sweet Spot (\$40-\$100)

If you want comfort without splurging, the mid-range tier delivers the best balance for most travelers. Properties in the \$70-\$150 per night range offer meaningful upgrades that directly impact your Machu Picchu experience—especially that crucial night's sleep before your early morning adventure.

Hotels aguas calientes in this category tend to occupy better locations, often within easy walking distance of both the bus stop and the main plaza. You'll notice improved soundproofing, more attentive service, and amenities designed around the unique needs of Machu Picchu visitors.

What's Usually Included

- Private bathrooms with reliable hot water
- Breakfast buffets with local and international options
- In-room WiFi (though speeds remain modest due to the mountain location)

Calientes for Every Traveler Type

Strategic Accommodation Planning for Machu Picchu Visits

Reading Hotel Reviews Like a Pro for Your Aguas Calientes Stay

Practical Tips for Booking and Preparing Your Stay

Making Your Final Accommodation Decision

Frequently Asked Questions About Staying in Aguas Calientes

Stay Updated

Get the latest articles delivered to your inbox.

Your email address



No spam, unsubscribe anytime.

- Some English-speaking staff members
- Better room locations away from noise sources
- In-room kettles for tea or coffee
- Balconies or windows with views at many properties
- Early breakfast boxes for 5:00-5:30 AM departures (confirm when booking)

What Sets This Tier Apart

- Soundproofing that actually works against train horns
- Staff who can help coordinate Machu Picchu logistics
- More flexible breakfast timing for early risers
- Better ventilation and humidity management
- Central locations reducing morning walk times

For mid-range aguas calientes hoteles, compare prices between direct booking and platforms—sometimes hotels offer perks like room upgrades or flexible cancellation when you book directly. Standard deposits run 30-50%, with most properties allowing free cancellation up to 7-14 days before arrival. During high season, expect stricter policies and higher rates.

Luxury Properties: Premium Experience (\$100+)

Ready to make your Machu Picchu trip truly special? Luxury properties in Aguas Calientes—typically \$150+ per night—transform your stay from a simple overnight stop into a destination experience. These hotels understand that after hiking ancient ruins at altitude, you deserve more than just a bed.

Premium properties like [Inkaterra Machu Picchu Pueblo Hotel](#) and Sumaq Machu Picchu Hotel offer expansive grounds, spa facilities, and service levels that rival top international hotels. Some sit slightly outside the town center, trading walkability for gardens, privacy, and tranquility.

What's Usually Included

- Spa services and wellness circuits
- Gourmet dining with Peruvian and international cuisine
- Concierge assistance with Machu Picchu tickets and logistics
- Premium bedding and spacious rooms
- Mountain or garden views from most rooms
- Complimentary shuttle services within town
- Porter assistance with luggage
- Personalized wake-up calls and early breakfast service
- On-site nature trails and bird-watching opportunities at select properties

Booking Considerations for Luxury Stays


High-end properties require more advance planning. [Inkaterra properties require a 20% non-refundable deposit 95 days prior to arrival](#), with full payment due 50 days before your stay. Cancellation policies are stricter than budget or mid-range options—expect to lose your deposit if plans change within 50 days of arrival.

For the best rates, book directly with the hotel or through a specialized Peru travel agent who can bundle services. Peak season (June-August) commands premium pricing and requires reservations 3-4 months ahead. Shoulder seasons offer better availability and occasionally promotional rates.

Quick Budget Comparison

| FEATURE | BUDGET (\$30-70) | MID-RANGE (\$70-150) | LUXURY (\$150+) |
|-------------------|----------------------|-------------------------|---------------------------------|
| Hot Water | Variable reliability | Reliable | Excellent with premium fixtures |
| Breakfast | Basic continental | Buffet with options | Gourmet dining included |
| WiFi | Common areas only | In-room (modest speeds) | In-room (best available) |
| Soundproofing | Minimal | Good | Excellent |
| Machu Picchu Help | Basic info | Staff assistance | Full concierge service |
| Cancellation | Often strict | Moderate flexibility | Strict with deposits |
| Book Ahead | 1-2 months | 2-3 months | 3-4 months |

Remember, your budget choice should align with your travel style and priorities. A solo backpacker meeting friends at a hostel bar has different needs than a couple celebrating an anniversary. The next section explores exactly how to match your accommodation to your specific traveler profile.



Best Places to Stay in Aguas Calientes for Every Traveler Type

You've explored neighborhoods and budget tiers—but here's the thing: the best hotels in Aguas Calientes for you depend less on price alone and more on how you actually travel. A solo backpacker craving social connections has completely different needs than a family juggling nap schedules, and both differ from a photographer chasing golden hour at the citadel. Let's match your accommodation to your travel style.

Solo Backpackers: Social Hostels and Budget Picks

Traveling alone to Machu Picchu? You're in good company. [Aguas Calientes draws independent travelers](#) from around the world, and the right hostel transforms a solo trip into a shared adventure. The key is finding properties designed for connection, not just cheap beds.

Look for accommodations with social common areas where you can swap Machu Picchu tips over a pisco sour. Many hostels organize informal groups for early morning bus queues, making that 5:00 AM wake-up call less lonely. The best budget picks also offer practical services that solo travelers appreciate—tour booking assistance, secure luggage storage for post-checkout exploration, and sometimes kitchen access for budget-conscious meal prep.

What Solo Travelers Should Prioritize

- **Social spaces:** Communal lounges, rooftop terraces, or on-site bars where guests naturally mingle

- **Tour desk services:** Staff who can help arrange last-minute Machu Picchu tickets or guided tours
- **Secure luggage storage:** Essential for visiting the ruins after checkout
- **Central location:** Walking distance to restaurants and nightlife for evening socializing
- **Flexible room options:** Dorms for budget savings or private rooms when you need quiet

Properties like Supertramp Hostel on Avenida Pachacutec offer both dorms and private rooms, with a true backpacker vibe and friendly staff ready to help with directions. Terrazas del Inca provides impressive terrace views and sits just two blocks from the Machu Picchu bus stop—ideal positioning for early departures. Most visitors arrive late and leave early, so don't expect extended socializing, but the welcoming atmosphere makes brief connections meaningful.

Families with Children: Space and Convenience

Bringing kids to Machu Picchu? Smart planning around accommodation makes the difference between a magical family memory and an exhausting ordeal. [Experienced family travelers recommend](#) staying two nights in Aguas Calientes rather than rushing—giving children time to adjust and parents flexibility to pace the adventure.

Family-friendly features matter more here than in typical destinations. Those huge Incan stone steps at Machu Picchu will tire little legs quickly, so you'll want a hotel where everyone can recover comfortably. Ground-floor rooms eliminate stair struggles with strollers or sleepy toddlers. Quieter locations away from the station's late-night energy help maintain bedtime routines.

Family-Friendly Features to Seek Out

- **Connecting or family rooms:** Space for everyone without cramming into a single bed
- **Proximity to restaurants:** Short walks mean less carrying tired children
- **Ground-floor availability:** Easier access with strollers or exhausted kids
- **Quieter locations:** Away from train station bustle and nightlife noise
- **Crib or cot availability:** Confirm during booking—not all properties have them
- **Flexible breakfast timing:** Kids don't always cooperate with 5:00 AM schedules

The **Inkaterra** Machu Picchu Pueblo Hotel stands out for families, offering a kids' program, small heated pool, and even eco-guide nanny services.

Parents have used this to visit Machu Picchu a second day while children enjoy supervised activities on the hotel grounds. Sumaq Machu Picchu Hotel provides mini-chef cooking classes and kids' story time—activities that transform downtime into memorable experiences. For mid-range budgets, Tierra Viva offers baby cots and connecting rooms, though these book quickly during peak season.

Book family rooms early—multi-bed configurations are limited in this small town and disappear fast, especially in the mid-range category.

Luxury Travelers: Premium Comfort and Service

When you've traveled thousands of miles to see one of the world's wonders, why not make the entire experience exceptional? The best hotels Machu Picchu offers transform your stay from a simple overnight stop into a destination experience. After trekking at altitude all day, a spa treatment, gourmet dinner, and premium bedding feel less like indulgence and more like necessity.

Machu Picchu luxury hotels deliver more than comfortable rooms—they provide personalized service that simplifies your entire visit. Concierge teams coordinate entry tickets, arrange private guides, and ensure you're positioned for optimal experiences. Some properties even offer exclusive access to activities unavailable to day visitors.

What Luxury Properties Offer

- **Spa facilities:** Massage, sauna, and hot tub services for post-hike recovery
- **Fine dining:** On-site restaurants featuring Peruvian cuisine and international options
- **Concierge assistance:** Help with Machu Picchu tickets, guides, and logistics
- **Superior views:** Mountain vistas from rooms and common areas
- **Porter services:** Luggage handled from train station to room
- **Exclusive experiences:** Nature walks, bird-watching tours, cooking classes

The [Inkaterra Machu Picchu Pueblo Hotel](#) consistently ranks among the best hotels in Machu Picchu, earning Conde Nast's #3 spot in all of South America. Set amid gorgeous gardens, the property has attracted celebrities like Cameron Diaz and Leonardo DiCaprio. Rooms feature warm Peruvian textiles, and the restaurant is outstanding. At around \$450+ per night, it represents the pinnacle of luxury hotel in Machu Picchu experiences while keeping you in town near restaurants and shops.

For those seeking the ultimate splurge, Belmond Sanctuary Lodge sits literally at the Machu Picchu entrance—the only hotel offering views of the

ruins from your room. At \$650+ nightly, you're paying for an unmatched location and the ability to access the citadel before and after day-trippers arrive. The trade-off? You're isolated on the mountain, requiring a 25-minute bus ride to reach town.

Photography Enthusiasts: Location for Golden Hour

Chasing that perfect Machu Picchu shot? Your accommodation strategy differs from typical tourists. Golden hour photography requires being among the first visitors through the gates, which means catching the earliest buses around 5:30 AM. Every minute of sleep matters, so location becomes critical.

The classic Machu Picchu photograph—morning mist swirling around ancient stones as the sun crests the mountains—requires positioning yourself at the citadel during the first hour of daylight. Afternoon light offers different opportunities, with softer golden tones bathing the ruins. Serious photographers often visit twice, capturing both conditions.

Photography-Focused Accommodation Priorities

- **Proximity to bus stop:** Stay within 5-10 minutes walking distance to maximize sleep
- **Early breakfast options:** Properties offering 4:30-5:00 AM breakfast boxes or grab-and-go options
- **Flexible checkout:** Late checkout for afternoon return visits
- **Secure gear storage:** Safe space for camera equipment during town exploration
- **Balcony or terrace:** Practice shots of surrounding mountains before the main event

Properties near the train station area put you closest to the bus queue, shaving precious minutes off your morning routine. Mid-range and luxury hotels typically offer more flexibility with early breakfast timing—confirm this when booking. If you're planning a two-day photography mission, consider properties with late checkout options or luggage storage that lets you return to the ruins after checking out.

For the ultimate photography advantage, the Belmond Sanctuary Lodge's location at the entrance means you can access Machu Picchu the moment gates open, without the bus ride. You'll also have evening access after day visitors depart—golden hour opportunities unavailable to anyone staying in town below.

Now that you understand how different traveler types should approach accommodation selection, the next crucial step is aligning your hotel choice with your actual Machu Picchu visit logistics—timing your stay for optimal access to the ruins.



Strategic Accommodation Planning for Machu Picchu Visits

Here's where everything comes together. You've chosen your neighborhood, set your budget, and identified your traveler type—but none of that matters if your accommodation doesn't align with your actual Machu Picchu visit logistics. The connection between where you sleep and how you experience the citadel is tighter than most travelers realize. Let's bridge that gap.

Timing Your Stay for Optimal Machu Picchu Access

Picture this: it's 4:45 AM, pitch dark outside, and you're stumbling through unfamiliar streets trying to find the bus queue before hundreds of other visitors beat you there. Sound stressful? It doesn't have to be—if you've planned your accommodation strategically.

The journey from Aguas Calientes to Machu Picchu follows a predictable pattern. [Official shuttle buses begin running around 5:30 AM](#) from the stop on Avenida Hermanos Ayar near Puente Ruinas. The ride takes approximately 25-30 minutes up the famous Hiram Bingham zigzag road. For travelers chasing sunrise or hoping to beat the crowds, catching one of those first buses is essential.

But here's what catches many visitors off guard: during peak season, lines form well before the first departure. Experienced travelers recommend arriving 45-60 minutes before you want to board, meaning a 4:30-4:45 AM arrival at the queue for sunrise-focused visits. Now calculate backward—if your hotel sits 15 minutes from the bus stop, you're waking up before 4:15 AM.

Why Location Matters for Early Departures

- **5-minute walk to bus stop:** Wake at 4:30 AM, arrive at queue by 4:45 AM with minimal stress
- **10-minute walk:** Wake at 4:20 AM, navigate dark streets, arrive slightly rushed
- **15-minute walk:** Wake at 4:00 AM, factor in steep climbs if staying hillside, arrive potentially frazzled

Those extra 15-30 minutes of sleep matter more than you'd think at altitude. Aguas Calientes Machu Picchu Peru sits at roughly 2,040 meters, and the citadel rises to 2,430 meters—elevation that affects energy levels and sleep quality. Every minute of rest counts.

For travelers who prefer hiking from Aguas Calientes to Machu Picchu instead of taking the bus, timing shifts dramatically. The steep stair trail via Puente Ruinas typically takes 1.5-2 hours and gains roughly 400 vertical meters. Pre-dawn hikers should depart around 3:45-4:30 AM with a headlamp. If you're considering this option, staying near the trailhead rather than the bus stop becomes the priority.

The hike from Aguas Calientes to Machu Picchu rewards fit travelers with forest views and a sense of accomplishment—but save your energy by riding up and hiking down if you've booked add-on treks like Huayna Picchu.

Coordinating Accommodation with Machu Picchu Tickets

Here's a critical planning detail that trips up many visitors: your Machu Picchu entry ticket determines your entire day's schedule, and your accommodation needs to support that timeline. The days of showing up whenever you wanted are long gone.

Machu Picchu now operates on a strict timed-entry system with [10 hourly entry slots running from 6:00 AM to 3:00 PM](#). You must enter within your designated window—there's a short grace period during regular season but tighter enforcement during peak periods. Mountain routes like Huayna Picchu and Machu Picchu Mountain have zero tolerance for late arrivals at their checkpoints.

Morning Entry Slots (6:00–9:00 AM): What Your Hotel Needs to Provide

- **Early breakfast service:** Confirm the hotel offers breakfast boxes or dining room access by 4:30-5:00 AM
- **Flexible wake-up calls:** Staff available to knock on your door at pre-dawn hours

- **Proximity to bus stop:** Prioritize locations within 5-10 minutes walking distance
- **Luggage storage:** Essential if you're checking out the same day and catching an afternoon train

Afternoon Entry Slots (12:00–3:00 PM): Different Priorities

- **Late checkout options:** Request checkout at 1:00–2:00 PM instead of the standard 10:00–11:00 AM
- **Relaxed morning:** Enjoy a leisurely breakfast and explore town before heading up
- **Location flexibility:** Distance from bus stop matters less when you're not racing the sunrise crowd
- **Post-visit logistics:** Confirm train departure times align with your return from the citadel

The booking sequence matters too. [Purchase your Machu Picchu entry ticket first](#) through the official TuBoleto platform, then book accommodation that supports your chosen time slot. Trying to do it backward—booking a hotel with limited early breakfast options, then discovering you need a 6:00 AM entry—creates unnecessary stress.

One often-overlooked consideration: afternoon entries often have shorter bus queues and calmer paths through the ruins. If you're flexible on timing and prioritize a relaxed experience over sunrise photos, booking a later slot lets you choose accommodation based on comfort rather than proximity to the bus stop.

Multi-Night Stays: When to Extend Your Visit

Most guidebooks suggest spending the minimum time possible in Aguas Calientes—get in, see Machu Picchu, get out. But that advice misses several scenarios where staying two or even three nights transforms your experience from rushed to remarkable.

Reasons to Book Multiple Nights

- **Huayna Picchu or Machu Picchu Mountain:** These add-on hikes require separate tickets and significant energy. Spreading your citadel visit across two days—ruins one day, mountain hike the next—lets you fully experience both without exhaustion.
- **Acclimatization needs:** If you're arriving directly from sea level, an extra night helps your body adjust to the altitude before tackling steep Incan stairs.
- **Hot springs recovery:** The thermal baths that gave the town its name offer perfect post-hike relaxation. An evening soak after exploring the

ruins requires staying overnight rather than rushing to catch a same-day train.

- **Mandor Waterfalls excursion:** This [gentle hour-long walk through cloud forest](#) leads to beautiful waterfalls, orchids, and hummingbirds—a peaceful contrast to the crowded citadel. Few tourists bother making the trip, so you might have the place to yourself.
- **Photography flexibility:** Serious photographers often visit Machu Picchu twice—once for morning light and once for afternoon golden hour. Two nights makes this possible without rushing.

How Accommodation Strategy Changes for Extended Stays

When you're staying just one night, proximity to the bus stop trumps almost everything else. But multi-night stays shift the calculation. Suddenly, factors like room comfort, restaurant access, and neighborhood atmosphere matter more than shaving five minutes off your morning commute.

| STAY LENGTH | TOP PRIORITY | SECONDARY PRIORITIES | RECOMMENDED ZONE |
|---------------|----------------------|--|-----------------------------------|
| One Night | Bus stop proximity | Early breakfast, luggage storage | Train Station Area |
| Two Nights | Comfort and recovery | Hot springs access, restaurant variety | Hot Springs District or Riverside |
| Three+ Nights | Overall experience | Views, tranquility, exploration base | Riverside or Hillside |

For extended stays, consider properties in the Hot Springs District or Riverside Zone. The extra walking distance to the bus stop becomes irrelevant when you have multiple mornings to work with. Instead, you'll appreciate the quieter nights, scenic views, and proximity to relaxation amenities.

Budget considerations also shift with longer stays. Many mid-range and luxury properties offer discounted rates for multi-night bookings—ask directly when reserving. The per-night cost of a comfortable room becomes more justifiable when you're spending two or three evenings there rather than just collapsing for a few hours before your alarm.

With your accommodation now strategically aligned to your Machu Picchu visit plan, the final piece of the puzzle is learning how to evaluate hotel reviews effectively—separating legitimate concerns from unrealistic expectations in this unique mountain town.

Reading Hotel Reviews Like a Pro for Your Aguas Calientes Stay

You've narrowed down your neighborhood, set your budget, and identified your traveler type. Now comes the final research step that trips up countless visitors: reading hotel reviews. But here's the challenge—reviews for hotels Aguas Calientes Peru can be misleading if you don't know what to look for. A glowing five-star rating might hide deal-breakers specific to this mountain town, while a harsh one-star complaint might reflect unrealistic expectations rather than actual problems.

Learning to decode reviews saves you from unpleasant surprises and helps you find the best hotel Aguas Calientes has to offer for your specific needs. Let's break down exactly what to watch for—and what to ignore.

Red Flags in Aguas Calientes Hotel Reviews

Every destination has its quirks, but this remote mountain town presents unique challenges that show up repeatedly in guest feedback. Knowing these [common red flags](#) helps you spot legitimate warnings versus minor inconveniences.

Hot Water Reliability Issues

Multiple complaints about cold showers or inconsistent water temperature deserve attention. At 2,040 meters elevation with limited infrastructure, hot water systems work harder here than at sea level. Budget properties often rely on small electric heaters that struggle during peak morning hours when everyone showers before catching early buses. If several recent reviews mention this problem, it's likely systemic rather than a one-off incident.

Noise Complaints: Trains, River, and Nightlife

Watch for patterns in noise-related feedback. Train horns echo through the valley, the river creates constant white noise, and the station area buzzes with activity until late evening. A single complaint about noise might reflect a light sleeper, but multiple mentions suggest the property lacks adequate soundproofing. [Search reviews using keywords](#) like "noise," "loud," or "sleep" to quickly assess this factor.

Misleading Location Descriptions

This one catches many travelers off guard. Some hotels in Aguascalientes Peru claim to be "near the station" or "centrally located" but actually require steep uphill climbs to reach. When reviews consis-

tently mention "more stairs than expected" or "longer walk than advertised," take note. A property might technically be close in distance but feel much farther when you're hauling luggage up cobblestone inclines at 4:30 AM.

WiFi Performance Problems

Weak internet connectivity plagues this mountain location due to limited infrastructure. If staying connected matters for your trip, look for specific mentions of WiFi quality rather than just whether it exists. "WiFi available" and "WiFi actually works" are very different things in Aguas Calientes.

When a complaint appears in multiple reviews across different months, it's likely a persistent issue. A single negative mention could be bad luck—a pattern signals a real problem.

What Actually Matters in Reviews

Not all feedback carries equal weight when choosing an aguas calientes peru hotel. Prioritize reviews that address factors directly impacting your Machu Picchu experience rather than generic hotel complaints.

Staff Helpfulness with Machu Picchu Logistics

Look for mentions of staff assisting with bus tickets, entry time coordination, or local recommendations. In a town where your entire visit revolves around one attraction, knowledgeable staff who understand the logistics make a meaningful difference. Comments like "reception helped us plan our morning" or "staff explained the bus system" indicate valuable support.

Breakfast Timing Flexibility

For early morning Machu Picchu entries, breakfast availability before 5:00 AM matters enormously. Reviews mentioning "breakfast boxes for early departures" or "dining room opens at 4:30" signal properties that understand their guests' needs. Conversely, complaints about rigid breakfast schedules that conflict with bus timing reveal a potential problem.

Luggage Storage Security

Most visitors check out before visiting Machu Picchu and catch afternoon trains. Secure luggage storage becomes essential. Positive mentions of "safe storage" or "locked luggage room" provide peace of mind, while concerns about "bags left in open area" warrant caution.

Actual Walking Distances

Guest-reported walking times to the bus stop, train station, and hot springs prove more reliable than hotel descriptions. When multiple reviewers confirm "5 minutes to the bus queue" or warn "15-minute uphill walk they don't mention," you're getting ground truth that marketing materials won't provide.

Decoding Common Complaints

Here's where review reading becomes an art. Some complaints reflect legitimate concerns; others reveal travelers who didn't research their destination. Learning to distinguish between them prevents you from dismissing great properties or booking problematic ones.

Legitimate Concerns Worth Heeding

- **Consistent hot water failures:** Multiple recent reports indicate infrastructure problems
- **Inaccurate location claims:** When guests repeatedly say the walk was longer or steeper than described
- **Unresponsive management:** Properties that ignore complaints or fail to address issues
- **Cleanliness problems:** Specific mentions of dirty bathrooms, stained bedding, or pest sightings
- **Safety concerns:** Reports of unsecured doors, missing locks, or theft

Complaints to Take with a Grain of Salt

- **"Rooms are small":** Space is limited throughout this mountain town—it's not specific to one property
- **"No elevator":** Most buildings here lack elevators due to the terrain and construction constraints
- **"Felt breathless climbing stairs":** That's altitude, not the hotel's fault
- **"WiFi was slow":** Universal throughout town due to remote location
- **"Expected more for the price":** Everything costs more here because supplies arrive by train
- **"Too touristy":** The entire town exists to serve Machu Picchu visitors

Be judgy with reviewers—some complaints reflect travelers who didn't research their destination rather than actual hotel problems.

Weighting Reviews by Recency

This tourism-dependent town changes rapidly. A hotel that earned rave reviews two years ago might have new management, different staff, or deferred maintenance today. Conversely, a property with older negative feedback might have completely transformed.

Stick to reviews from the last six months for the most accurate picture. If you're traveling during a specific season, prioritize feedback from the same time of year—rainy season experiences differ significantly from dry season visits. A complaint about "constant dampness" in January might not apply to your June trip.

Also consider the volume of reviews. A hotel in Aguas Calientes Peru with only a handful of ratings could swing either way—your experience might be wonderful or disappointing. Properties with 70+ reviews provide more reliable patterns to analyze.

Finally, check how management responds to negative feedback. Thoughtful replies addressing specific concerns suggest a property that cares about guest experience. Defensive responses or complete silence often indicate deeper problems.

Armed with these review-reading strategies, you're ready to make an informed booking decision. The next section covers practical preparation tips—from packing smart for properties without elevators to timing your reservation for the best rates and availability.



Practical Tips for Booking and Preparing Your Stay

You've selected your neighborhood, set your budget, and learned how to read reviews like a pro. Now comes the practical side of preparation—the details that separate smooth arrivals from stressful scrambles. What should you pack for aguas calientes peru hotels that lack elevators? When's the best time to book? What items will you wish you'd brought?

Let's cover everything you need to know before clicking that reservation button.

Packing Smart for Aguas Calientes Accommodations

Here's something most travel guides skip: your packing strategy directly affects your hotel experience in this mountain town. Remember those hill-side properties with stunning views? They come with steep staircases. That charming budget hostel? No elevator. Even mid-range hotels rarely have lifts due to the town's terrain and construction constraints.

The golden rule? [Pack light](#). A compact carry-on or backpack beats a heavy rolling suitcase on cobblestone streets and narrow stairways. If you're arriving via train, you'll appreciate traveling lean—PeruRail limits luggage to 8 kg (17.64 lb) with maximum dimensions of 115 cm, while Inca Rail enforces similar restrictions.

What to Pack for Variable Mountain Weather

Aguas Calientes sits in a cloud forest microclimate where conditions shift rapidly. Mornings might start misty, afternoons turn sunny, and evenings bring sudden showers. The key is layering:

- **Lightweight T-shirts:** Short or long sleeves work equally well
- **Comfortable pants:** Avoid tight jeans that restrict movement on Machu Picchu's many stairs
- **Windbreaker or light jacket:** Skip heavy coats—you won't need them at this elevation
- **Rain poncho or waterproof jacket:** Essential year-round, but especially November through March
- **Hat or cap:** Sun protection matters even on cloudy days
- **Swimsuit:** Optional but useful if you plan to visit the aguas calientes thermal springs

Essential Gear Often Overlooked

- **Headlamp or small flashlight:** Town streets lack consistent lighting, and you'll navigate pre-dawn darkness for early bus departures
- **Comfortable walking shoes:** Sneakers or hiking boots with non-slip soles—sandals only for relaxing in town or visiting the hot springs
- **Reusable water bottle:** Plastic bottles aren't allowed inside Machu Picchu, and staying hydrated at altitude matters
- **Small daypack:** Machu Picchu restricts backpack size to approximately 40 × 35 × 20 cm—leave larger bags at your hotel

Avoid leather clothing, high heels, or hard-soled shoes—they're prohibited on Machu Picchu trails to prevent erosion and will make your

Essential Items Often Missing from Rooms

Even well-reviewed hotels in this remote location may lack amenities you'd expect elsewhere. Budget and mid-range properties especially tend to provide only basics. Packing these items prevents frustrating trips to overpriced tourist shops:

Electrical Essentials

[Peru uses Type A and Type C electrical outlets](#) with 220 volts at 60 Hz. If you're traveling from North America, your devices need attention:

- **Universal adapter:** Covers both plug types you'll encounter—some hotel rooms have mixed socket styles
- **Voltage converter:** Only necessary for single-voltage appliances (check your device labels—most modern phone chargers and laptops are dual-voltage)
- **Portable power bank:** Essential backup since some eco-lodges and budget properties have limited charging outlets or intermittent power

Toiletries and Comfort Items

- **Full toiletry kit:** Budget hotels typically provide only basic soap—bring shampoo, conditioner, and any personal care products
- **Extra toilet paper:** Supplies run low at some properties, especially during busy periods
- **Earplugs:** Train horns, river sounds, and late-night street noise affect light sleepers—soft foam plugs are essential
- **Sunscreen (SPF 50+):** UV radiation intensifies at altitude
- **Insect repellent:** Mosquitoes appear, especially during rainy season
- **Personal medications:** Pharmacies exist but stock limited options

Documentation Checklist

- **Passport or ID:** Required for Machu Picchu entry—guards check at multiple points
- **Printed Machu Picchu tickets:** Digital copies work, but paper backups prevent phone battery anxiety
- **Hotel confirmation:** Print or screenshot your reservation details
- **Cash in soles:** ATMs in Aguas Calientes are scarce and frequently run out—bring sufficient cash from Cusco

Booking Strategies and Timing

When should you book your hotel en aguas calientes? The answer depends on your travel dates, flexibility, and risk tolerance. This small town

has limited inventory, and popular properties fill quickly during peak periods.

Peak Season Planning (June–August)

The dry season brings the largest crowds and highest prices. If you're visiting during these months:

- **Book 2-3 months ahead:** Popular mid-range and luxury properties sell out early
- **Expect premium pricing:** Rates climb 20-40% above shoulder season levels
- **Prepare for strict cancellation policies:** Many hotels enforce non-refundable deposits during high season
- **Secure Machu Picchu tickets first:** Entry slots sell out faster than hotel rooms—book your citadel visit before accommodation

Shoulder Season Advantages (April–May, September–October)

These transition months offer the best balance of weather, crowds, and value:

- **Book 4-6 weeks ahead:** More flexibility than peak season, but popular properties still fill
- **Better rates:** Expect 15-25% savings compared to June–August
- **More cancellation flexibility:** Hotels often offer free cancellation up to 7-14 days before arrival
- **Weather trade-offs:** Occasional rain showers, but generally pleasant conditions

Rainy Season Considerations (November–March)

Fewer tourists mean lower prices and easier bookings, but weather requires preparation:

- **Last-minute bookings possible:** Even a week ahead often works for budget and mid-range options
- **Significant discounts:** Some properties drop rates 30-50%
- **Rain gear essential:** Afternoon showers are nearly daily occurrences
- **February closure:** The Inca Trail closes for maintenance, though Machu Picchu remains open

Direct Booking vs. Platforms

Should you book through Booking.com, Expedia, or directly with hoteles en aguas calientes? Each approach has trade-offs:

| BOOKING METHOD | ADVANTAGES | DISADVANTAGES |
|------------------------------|--|---|
| Third-Party Platforms | Easy comparison shopping, verified reviews, sometimes lower rates, familiar cancellation processes | Communication delays, potential booking errors, less flexibility for special requests |
| Direct with Hotel | Room upgrade possibilities, flexible breakfast timing, direct communication, sometimes loyalty perks | Less price transparency, variable cancellation policies, language barriers at some properties |

For budget properties, platforms often provide better visibility into actual conditions through recent photos and reviews. For mid-range and luxury stays, contacting hotels directly sometimes unlocks perks like room upgrades or flexible early breakfast arrangements—valuable when you're catching a 5:30 AM bus.

Understanding Deposits and Cancellation

Most aguas calientes peru hotels require deposits ranging from 30-50% at booking. Key policies to understand:

- **Peak season:** Expect non-refundable deposits and strict cancellation windows (often 14-30 days)
- **Shoulder and low season:** More flexibility, with free cancellation commonly available up to 7 days before arrival
- **Luxury properties:** Often require larger deposits (20-50%) with longer advance notice for cancellations
- **Payment methods:** Credit cards preferred; some budget properties accept cash deposits on arrival

Arrival and Check-In Logistics

Your train pulls into Aguas Calientes—now what? Understanding arrival logistics prevents confusion and helps you maximize your time exploring things to do in Aguas Calientes or preparing for Machu Picchu.

Morning Train Arrivals

If you're arriving on early trains (typically 9:00-11:00 AM), standard check-in times (usually 2:00-3:00 PM) create a gap. Here's how to handle it:

- **Request early check-in:** Contact your hotel 48 hours ahead—many accommodate early arrivals when rooms are available
- **Use luggage storage:** Virtually all properties offer secure storage for guests arriving before check-in

- **Explore town first:** Drop bags, grab lunch, visit the market, or hike to Mandor Waterfalls while waiting

Afternoon and Evening Arrivals

Later trains (arriving 4:00-8:00 PM) align better with standard check-in but create different considerations:

- **Confirm late check-in:** Some smaller properties close reception by 9:00 PM—verify someone will be available
- **Arrange dinner:** Ask about on-site dining or nearby restaurant recommendations
- **Prepare for early bedtime:** If you have a morning Machu Picchu entry, you'll want to sleep soon after arrival

Post-Checkout Logistics

Most visitors check out before visiting Machu Picchu and catch afternoon trains back to Cusco or Ollantaytambo. Plan accordingly:

- **Luggage storage is standard:** Hotels expect this pattern and provide secure storage at no extra charge
- **Confirm pickup timing:** Verify when you can retrieve bags relative to your train departure
- **Shower access:** Some properties allow post-checkout showers for a small fee—useful after sweaty citadel exploration

Reservation Confirmation Best Practices

This remote town occasionally experiences booking system glitches. Protect yourself:

- **Confirm 48 hours ahead:** Email or call your hotel to verify your reservation exists in their system
- **Bring printed confirmation:** Physical documentation resolves disputes faster than searching email on weak WiFi
- **Note the hotel's phone number:** Save it in your phone for arrival-day communication
- **Have a backup plan:** Know one or two alternative properties in case of emergencies

Things to do Aguas Calientes while waiting for check-in: explore the artisan market, visit the Machu Picchu Site Museum, or simply relax at a riverside cafe watching trains arrive.

With your packing list complete, booking strategy set, and arrival logistics planned, you're ready to make your final accommodation decision. The

next section brings everything together with a practical checklist and step-by-step booking guidance.

Making Your Final Accommodation Decision

You've done the research. You understand the neighborhoods, know what each budget tier delivers, and can read reviews like a seasoned traveler. Now it's time to pull everything together and book your hotel Aguas Calientes Peru with confidence. This final section gives you a clear decision-making framework and step-by-step guidance to secure the perfect accommodation near Machu Picchu for your trip.

Your Accommodation Decision Checklist

Before clicking that reservation button, run through this checklist to ensure you've considered every factor that matters for your stay in Aguas Calientes:

- **Budget tier confirmed:** Have you set a realistic nightly rate based on your priorities? Remember that hotels near Machu Picchu Peru cost more than comparable options elsewhere due to the town's isolation.
- **Traveler type identified:** Are you a solo backpacker seeking social connections, a family needing space and convenience, a luxury traveler wanting premium service, or a photographer chasing golden hour?
- **Neighborhood selected:** Based on your priorities—convenience (Train Station Area), tranquility (Riverside Zone), views (Hillside), or relaxation (Hot Springs District)—which zone fits best?
- **Machu Picchu ticket timing aligned:** Does your chosen property support your entry time slot? Morning entries require early breakfast service and proximity to the bus stop; afternoon entries benefit from late checkout options.
- **Essential amenities verified:** Have you confirmed hot water reliability, breakfast timing flexibility, luggage storage availability, and WiFi quality based on recent reviews?
- **Stay length determined:** One night for efficiency, two nights for comfort and add-on hikes, or three nights for complete immersion?
- **Cancellation policy understood:** Do you know the deposit requirements and refund windows for your chosen property?

Booking Your Aguas Calientes Accommodation

Ready to secure your room? Follow this step-by-step process to book the best hotels Aguas Calientes Peru has to offer:

Step 1: Secure Your Machu Picchu Entry First

Always book your citadel tickets before accommodation. Your entry time slot determines everything else—from breakfast timing to checkout needs. [First-time visitors should plan this step carefully](#), as peak season slots sell out weeks in advance.

Step 2: Research Properties Using Your Framework

Filter options by your chosen neighborhood and budget tier. Use the comparison strategies from earlier sections to narrow your list to 3-5 strong candidates.

Step 3: Read Recent Reviews Strategically

Focus on feedback from the last six months. Look for mentions of hot water reliability, breakfast timing, staff helpfulness with Machu Picchu logistics, and actual walking distances to key points.

Step 4: Compare Direct Booking vs. Platform Pricing

[Research shows travelers split between direct booking and platforms](#)—each approach has advantages. Check both options for your shortlisted properties. Direct booking sometimes unlocks perks like room upgrades or flexible breakfast timing, while platforms offer easier comparison shopping and familiar cancellation processes.

Step 5: Secure Your Reservation

Pay the required deposit (typically 30-50%) and save your confirmation details. Screenshot or print everything—weak WiFi in this mountain town makes digital-only documentation risky.

Step 6: Confirm 48 Hours Before Arrival

Email or call your hotel to verify your reservation exists in their system. This simple step prevents arrival-day surprises in a town where booking glitches occasionally occur.

Making the Most of Your Stay

Your accommodation choice sets the stage—but how you use your time in town determines the overall experience. Here's strategic advice for maximizing your visit:

Arrive the Afternoon or Evening Before

[Acclimating in Aguas Calientes](#) before your Machu Picchu visit makes a meaningful difference. The town sits at 2,040 meters, and the citadel rises to 2,430 meters—elevation that affects energy levels. Arriving early gives your body time to adjust, ensures a good night's sleep, and lets you explore town before your big day.

Tap Into Local Knowledge

Your hotel staff knows things guidebooks don't. Ask about current bus queue wait times, restaurant recommendations beyond the tourist strip, and any recent changes to Machu Picchu access procedures. Staff at Machu Picchu Peru hotels deal with these logistics daily—their insights often prove more valuable than generic online advice.

Use Luggage Storage Strategically

Most visitors check out before visiting Machu Picchu and catch afternoon trains. Hotels in Machu Picchu Peru expect this pattern and provide secure storage at no extra charge. Confirm pickup timing relative to your train departure, and consider whether post-checkout shower access might be worth a small fee after sweaty citadel exploration.

Consider the Hot Springs for Recovery

After hours of climbing ancient stone steps at altitude, the thermal baths that gave this town its name offer perfect recovery. An evening soak relaxes tired muscles and provides a memorable end to your Machu Picchu adventure. If you've booked near the Hot Springs District, you're already positioned perfectly.

Thoughtful accommodation planning doesn't just affect where you sleep—it shapes your entire Machu Picchu experience, from that first pre-dawn bus ride to your final evening unwinding in town.

Your Machu Picchu Adventure Starts Here

Choosing accommodation near Machu Picchu involves more strategic thinking than booking a typical hotel. But now you have the complete framework: neighborhood characteristics, budget tier expectations, traveler type matching, logistics coordination, review interpretation strategies, and practical preparation tips.

The best hotels Aguas Calientes Peru offers aren't necessarily the most expensive or the highest-rated—they're the ones that align with your specific travel style, Machu Picchu plans, and personal priorities. Whether you're a solo backpacker seeking social connections at a riverside hostel or a luxury traveler unwinding at a spa property after explor-

ing ancient ruins, the right accommodation transforms your visit from a simple overnight stop into an integral part of the adventure.

Book with confidence, pack smart, and prepare for one of the world's most extraordinary experiences. The ancient citadel awaits—and now you know exactly where to rest before and after you explore it.

Frequently Asked Questions About Staying in Aguas Calientes

1. How far in advance should I book accommodation in Aguas Calientes?

For peak season visits between June and August, book your Aguas Calientes hotel 2-3 months ahead as popular properties sell out quickly. During shoulder season (April-May, September-October), booking 4-6 weeks in advance typically suffices. Rainy season travelers can often secure rooms just a week before arrival, sometimes with discounts of 30-50% off regular rates.

2. Which neighborhood in Aguas Calientes is best for early Machu Picchu access?

The Train Station Area offers the best positioning for early morning Machu Picchu departures, placing you just 5-10 minutes from the bus stop on Avenida Hermanos Ayar. This proximity is crucial when catching 5:30 AM buses, as peak season queues form well before departure. The trade-off includes higher noise levels and premium pricing compared to quieter zones like the Riverside or Hot Springs District.

3. What amenities should I prioritize when choosing an Aguas Calientes hotel?

Focus on reliable hot water (a common issue at budget properties due to elevation), early breakfast service for morning Machu Picchu entries, secure luggage storage for post-checkout citadel visits, and proximity to the bus stop. Staff who can assist with Machu Picchu logistics and flexible breakfast timing are particularly valuable amenities that directly impact your experience.

4. Is it worth staying multiple nights in Aguas Calientes?

Staying two or more nights makes sense for several scenarios: climbing Huayna Picchu or Machu Picchu Mountain on separate days, allowing altitude acclimatization if arriving from sea level, enjoying the thermal hot

springs for post-hike recovery, or exploring nearby attractions like Mandor Waterfalls. Extended stays also let you visit the citadel during both morning and afternoon light conditions.

5. What should I pack specifically for Aguas Calientes accommodations?

Pack light since most hotels lack elevators and streets are cobblestone. Essential items include a universal power adapter (Peru uses Type A and C outlets), earplugs for train and river noise, a headlamp for pre-dawn navigation, rain gear year-round, and sufficient cash in soles as ATMs frequently run empty. Bring your own toiletries beyond basic soap, especially at budget properties.

